



December 2023

LIMITED TERM POOL MONTHLY REPORT

The Office of Financial Management manages the Limited Term Pool as if it were a Money Market Mutual Fund. This is a report that provides the monthly disclosures required by the rules that are in accordance with such funds.

Commonwealth of Kentucky
Holly M. Johnson, Secretary
FINANCE AND ADMINISTRATION CABINET



Limited Pool Performance

Results July 2011 through December 2023

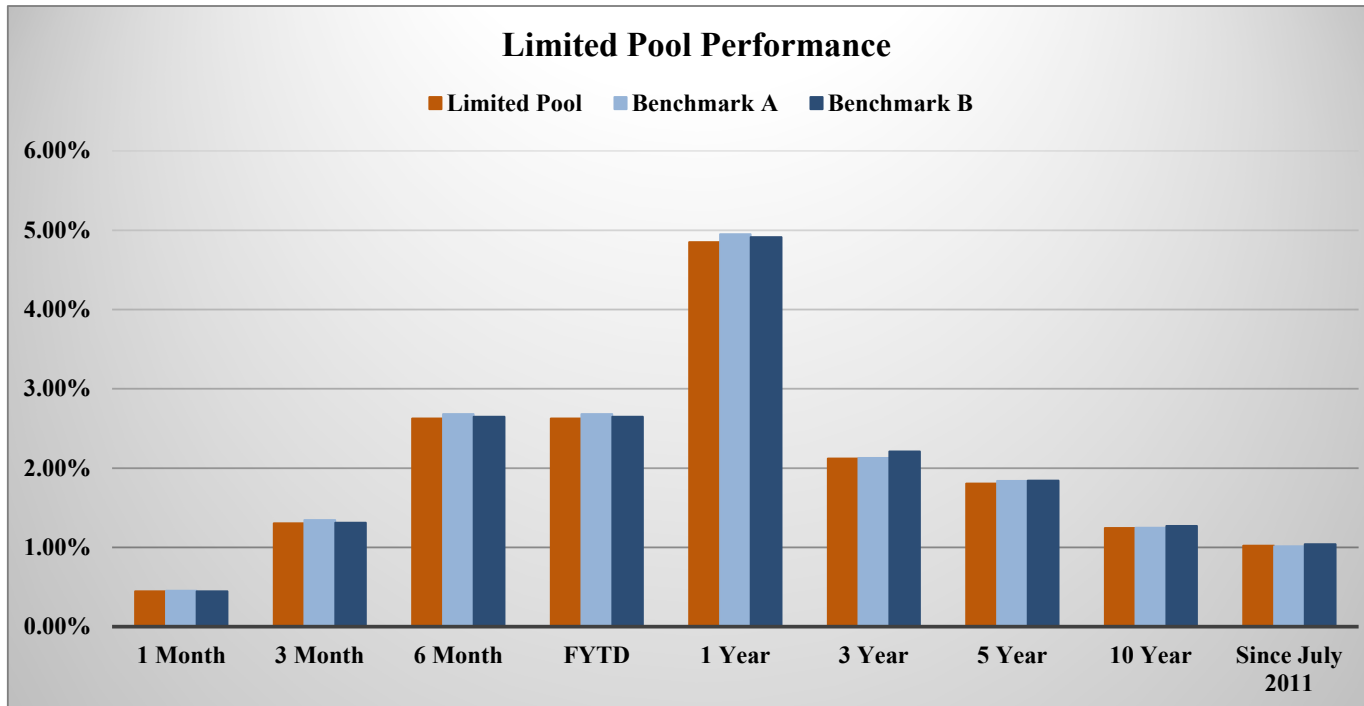
Time Period	Limited Pool	Benchmark A*	Benchmark B**
1 Month	0.446%	0.454%	0.445%
3 Month	1.306%	1.345%	1.311%
6 Month	2.627%	2.681%	2.649%
FYTD	2.627%	2.681%	2.649%
1 Year	4.850%	4.951%	4.913%
3 Year	2.122%	2.128%	2.210%
5 Year	1.806%	1.840%	1.844%
10 Year	1.243%	1.247%	1.271%
Since Inception	1.023%	1.013%	1.039%

*Benchmark A is S&P AAA & AA Rated GIP All 7 Day Net Yield.

**Benchmark B is Fed Funds Rate Index.

Returns less than a year are unannualized.

Limited Pool returns for all time periods listed are gross of management fee. Management fee is 0.05%, annualized.



Limited Term Pool Holdings Summary

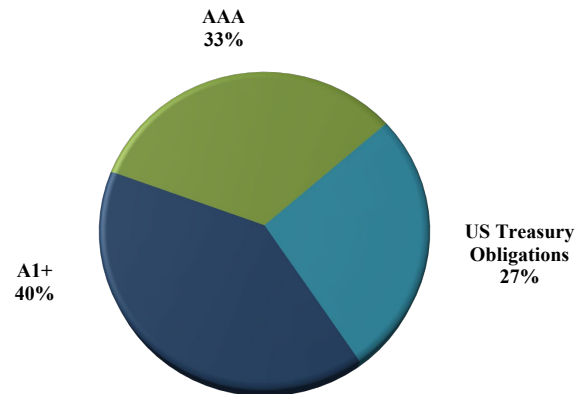
As of December 31, 2023

Category	Issuer	Cusip	Coupon	Effective Maturity	Final Maturity	Principal	Amortized Cost
Investment Company	Fidelity Govt Fund	31607A703	5.27	2024-01-02	2024-01-02	\$150,000,000	\$150,000,000
Investment Company	Goldman Govt Fund	38141W273	5.23	2024-01-02	2024-01-02	\$100,000,000	\$100,000,000
Investment Company	Federated Govt Fund	608919718	5.25	2024-01-02	2024-01-02	\$75,000,000	\$75,000,000
Investment Company	Invesco Govt Fund	825252885	5.26	2024-01-02	2024-01-02	\$50,000,000	\$50,000,000
Investment Company	State Street Govt Fund	857492706	5.29	2024-01-02	2024-01-02	\$150,000,000	\$150,000,000
Investment Company	Allspring Govt Fund	949921126	5.27	2024-01-02	2024-01-02	\$175,000,000	\$175,000,000
Government Agency Debt	Fed Home Loan Disco Note	313384RH4	0.00	2024-01-03	2024-01-03	\$200,000,000	\$199,970,622
Government Agency Debt	Fed Home Loan Disco Note	313384RK7	0.00	2024-01-05	2024-01-05	\$200,000,000	\$199,911,896
Government Agency Debt	Fed Home Loan Disco Note	313384RP6	0.00	2024-01-09	2024-01-09	\$75,000,000	\$74,922,490
Government Agency Debt	Fed Home Loan Disco Note	313384RQ4	0.00	2024-01-10	2024-01-10	\$100,000,000	\$99,882,889
Government Agency Debt	Fed Home Loan Disco Note	313384RX9	0.00	2024-01-17	2024-01-17	\$100,000,000	\$99,777,917
Government Agency Debt	Fed Home Loan Disco Note	313384SL4	0.00	2024-01-30	2024-01-30	\$75,000,000	\$74,690,834
Government Agency Debt	Fed Home Loan Disco Note	313384SW0	0.00	2024-02-09	2024-02-09	\$75,000,000	\$74,583,584
Government Agency Debt	Fed Home Loan Disco Note	313384TA7	0.00	2024-02-13	2024-02-13	\$75,000,000	\$74,540,625
Government Agency Debt	Fed Home Loan Disco Note	313384TT6	0.00	2024-03-01	2024-03-01	\$75,000,000	\$74,355,917
Government Agency Debt	Fed Home Loan Disco Note	313384UD9	0.00	2024-03-11	2024-03-11	\$100,000,000	\$98,994,708
Treasury Debt	Treasury Bill	912797GC5	0.00	2024-01-11	2024-01-11	\$50,000,000	\$49,933,313
Treasury Debt	Treasury Bill	912797GE1	0.00	2024-02-01	2024-02-01	\$175,000,000	\$174,230,000
Treasury Debt	Treasury Bill	912797GM3	0.00	2024-02-08	2024-02-08	\$75,000,000	\$74,594,156
Treasury Debt	Treasury Bill	912797HX8	0.00	2024-01-02	2024-01-02	\$100,000,000	\$100,000,000
Treasury Debt	Treasury Bill	912797JC2	0.00	2024-02-06	2024-02-06	\$125,000,000	\$124,352,428
Treasury Debt	Treasury Bill	912797JD0	0.00	2024-02-13	2024-02-13	\$50,000,000	\$49,693,109
Treasury Debt	Treasury Bill	912797JE8	0.00	2024-02-20	2024-02-20	\$75,000,000	\$74,463,501
Treasury Debt	Treasury Bill	912797JF5	0.00	2024-02-27	2024-02-27	\$75,000,000	\$74,378,167
Government Agency Repurchase Agreement	Scotia	N/A	5.44	2024-01-02	2024-01-02	\$93,165,823	\$93,165,823
Government Agency Repurchase Agreement	Cantor	N/A	5.49	2024-01-02	2024-01-02	\$93,165,823	\$93,165,823
						\$2,686,331,646	\$2,679,607,799

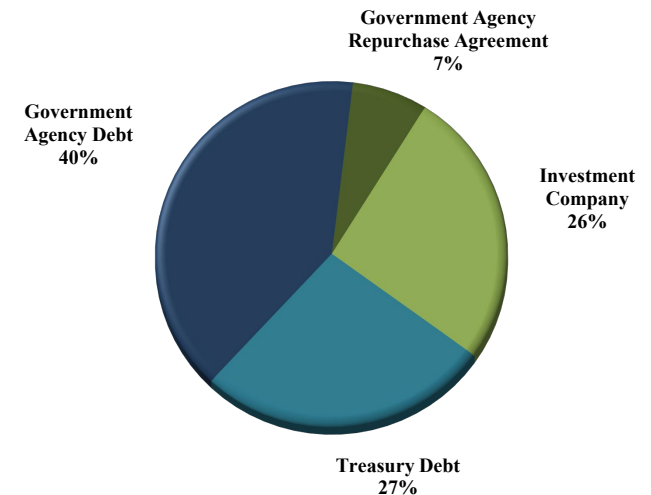
Limited Term Pool Rating and Sector Distributions

As of December 31, 2023

Credit Rating Distribution	Book Value	Percent of Total
Short Term Ratings		
A1+	\$1,071,631,480	40.0%
A1	\$0	0.0%
Subtotal	\$1,071,631,480	40.0%
Long Term Ratings		
AAA	\$886,331,646	33.1%
AA+	\$0	0.0%
AA	\$0	0.0%
AA-	\$0	0.0%
A+	\$0	0.0%
A	\$0	0.0%
A-	\$0	0.0%
Subtotal	\$886,331,646	33.1%
US Treasury Obligations	\$721,644,672	26.9%
Grand Total	\$2,679,607,799	100.0%



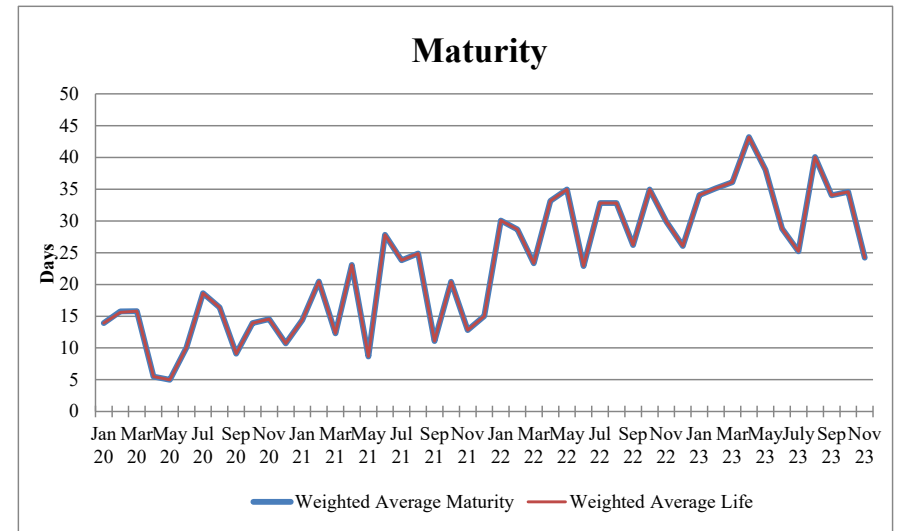
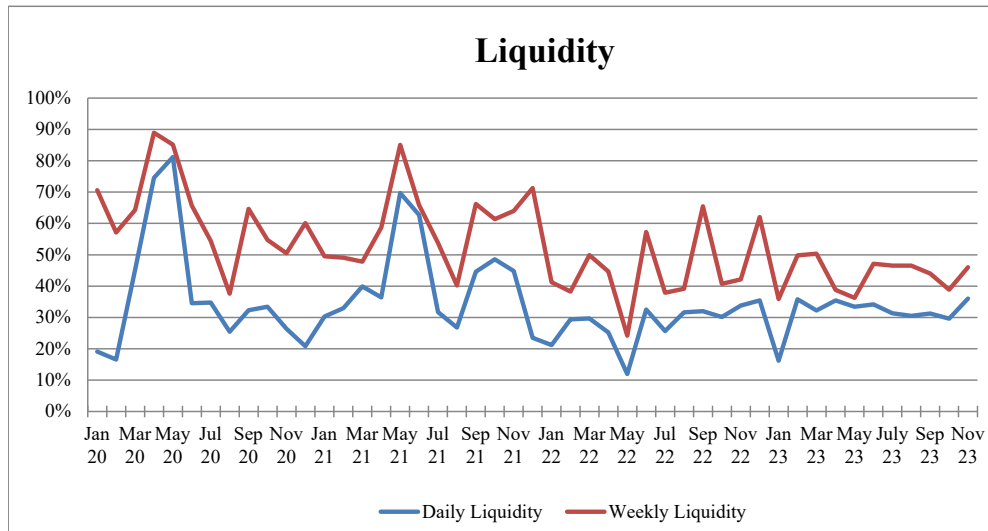
Sector Distribution	Book Value	Percent of Total
Treasury Debt	\$721,644,672	26.9%
Government Agency Debt	\$1,071,631,480	40.0%
Variable Rate Demand Note	\$0	0.0%
Other Municipal Debt	\$0	0.0%
Financial Company Commercial Paper	\$0	0.0%
Asset Backed Commercial Paper	\$0	0.0%
Other Commercial Paper	\$0	0.0%
Certificate of Deposit	\$0	0.0%
Structured Investment Vehicle Note	\$0	0.0%
Treasury Repurchase Agreement	\$0	0.0%
Government Agency Repurchase Agreement	\$186,331,646	7.0%
Insurance Company Funding Agreement	\$0	0.0%
Investment Company	\$700,000,000	26.1%
Grand Total	\$2,679,607,799	100.0%



Limited Term Pool Liquidity and Maturity

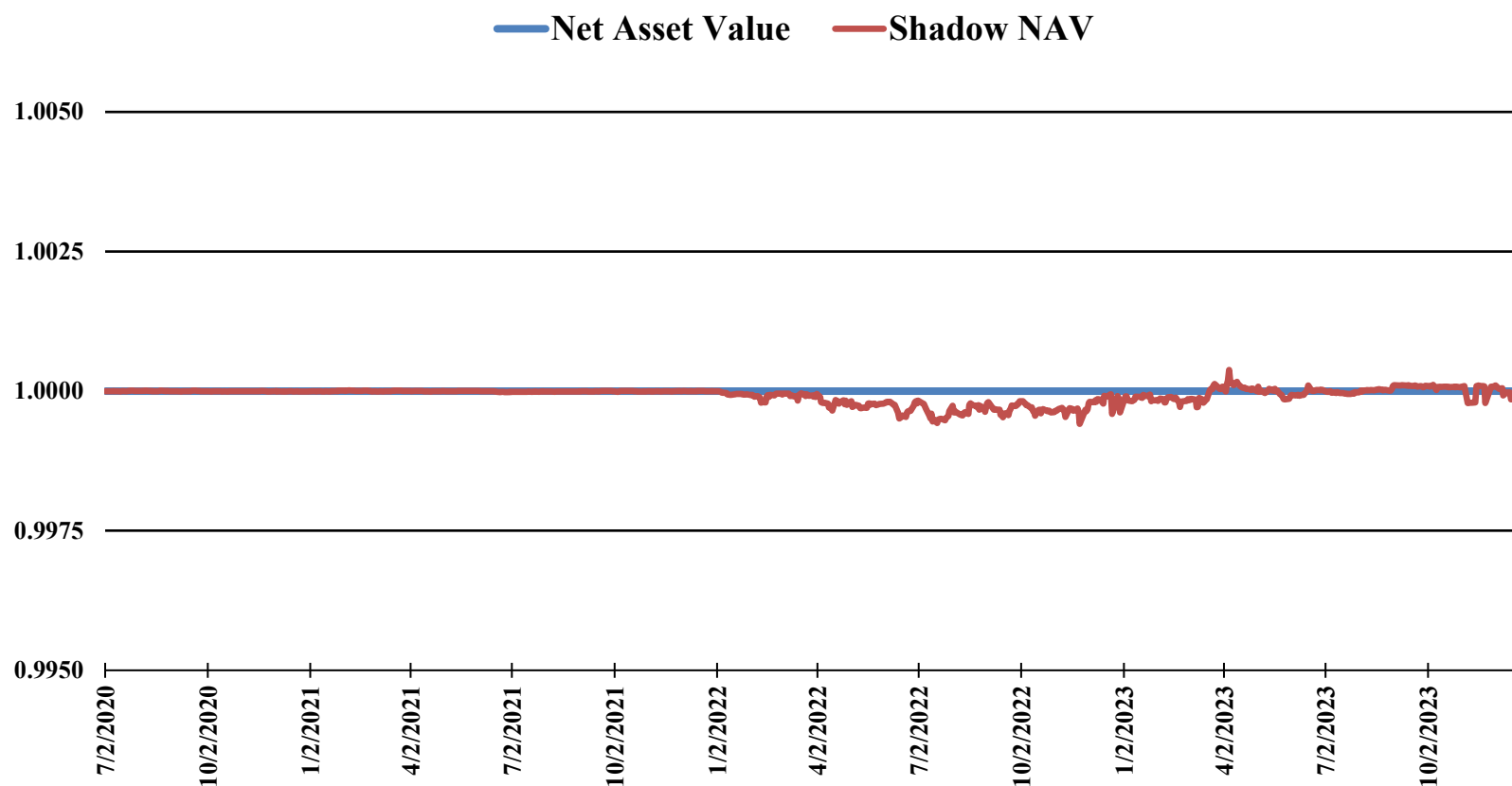
As of December 31, 2023

	12/31/2023	Last 3 Months	FYTD	YTD	1 Year	Since Inception
Weighted Average Maturity	18.0	25.6	29.3	32.6	32.6	25.0
Weighted Average Life	18.0	25.6	29.3	32.6	32.6	25.0
Daily Liquidity	36.7%	34.1%	32.6%	31.9%	31.9%	41.1%
Weekly Liquidity	51.6%	45.5%	45.6%	44.3%	44.3%	57.7%



Limited Pool

Net Asset Value



If the divergence between the NAV and the Shadow NAV exceed 0.0025 the SIC will be notified.

If the divergence between the NAV and the Shadow NAV exceeds 0.005, the fund has "broken the buck".

To date, the maximum divergence has been 0.0005871